

Key digital®

 TOA

## LeCAMbio

---

Integrated Conferencing System  
Speaker & Microphone Beam Steering  
with Auto PTZ Control  
Step-By-Step Guide

1 CHOOSE KIT

2 PLACE YOUR ORDER

3 INSTALL HARDWARE

4 PROGRAM SYSTEM

---

## Table of Contents

Updated June, 2024

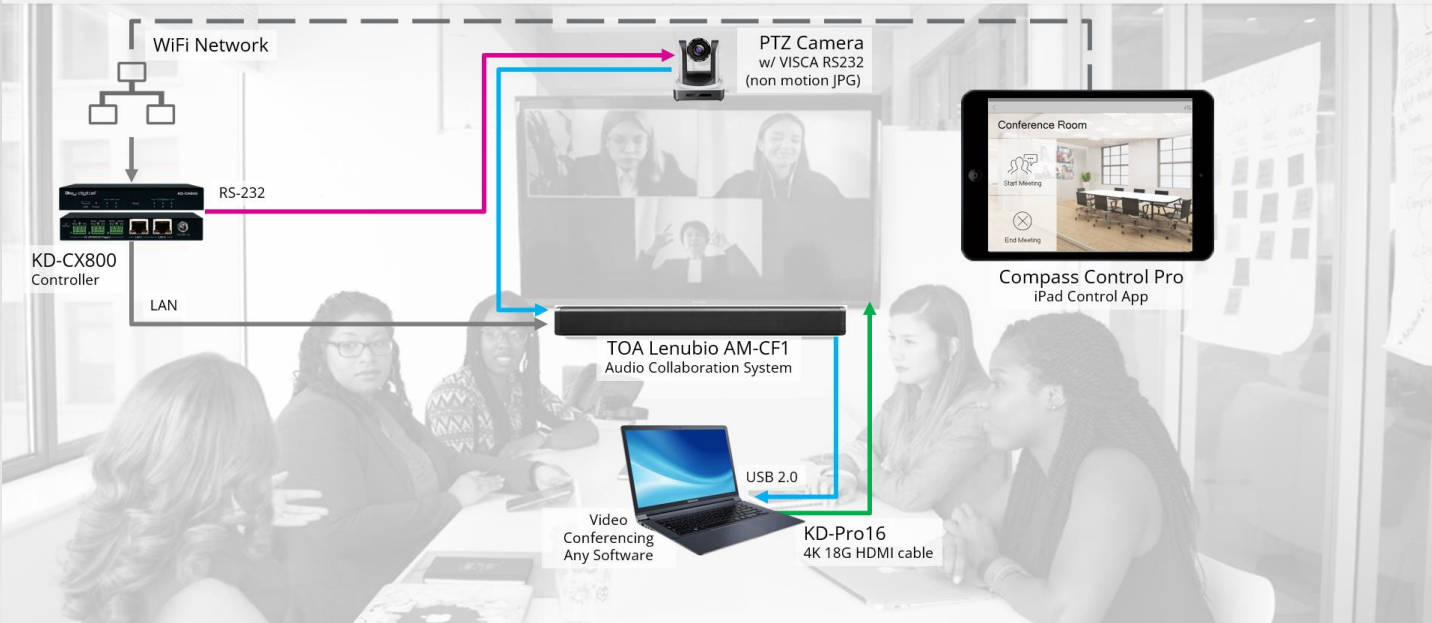


# Kit 1 / Good ≤ 5m / 16ft USB & HDMI cable length from Display

Key digital®

Integrated Audio, Video, and Control  
Solutions for Conference Spaces by

TOA



**Products shown:** TOA [Lenubio](#), VISCA RS-232 PTZ Camera, Key Digital [KD-CX800](#), [KD-Pro16](#), [KD-ProCL1](#)  
**System Delivery:** Connect laptop USB & HDMI to present and provide remote participants an HD 1080p professional auto-PTZ controlled view of the conference space while speaking with each other just as you would in normal conversation thanks to the integrated array mic and soundbar.

## Choose Kit



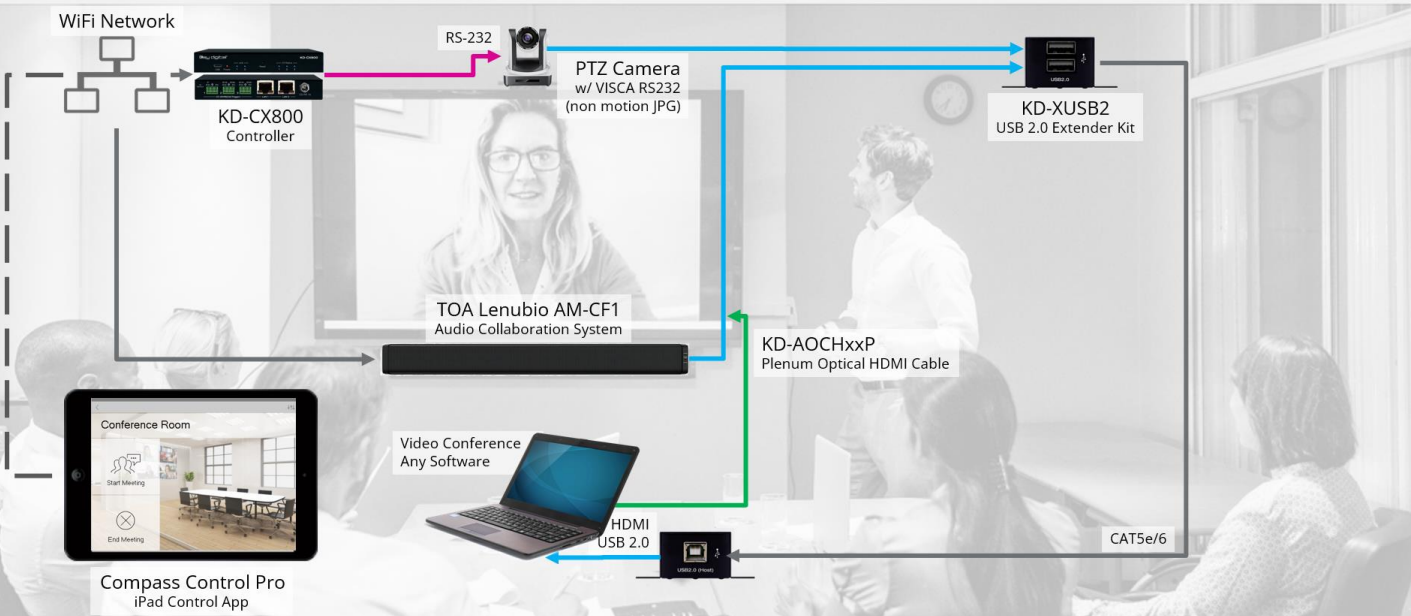


# Kit 2 / Better ≤ 50m / 164ft USB & HDMI cable length from Display

Key digital

Integrated Audio, Video, and Control  
Solutions for Conference Spaces by

TOA



**Products shown:** TOA [Lenubio](#), VISCA RS-232 PTZ Camera, Key Digital [KD-CX800](#), [KD-AOCHxxP](#), [KD-ProCL1](#)  
**System Delivery:** Connect laptop USB & HDMI to present and provide remote participants an HD 1080p professional auto-PTZ controlled view of the conference space while speaking with each other just as they would in normal conversation thanks to the integrated array mic and soundbar.

## Choose Kit





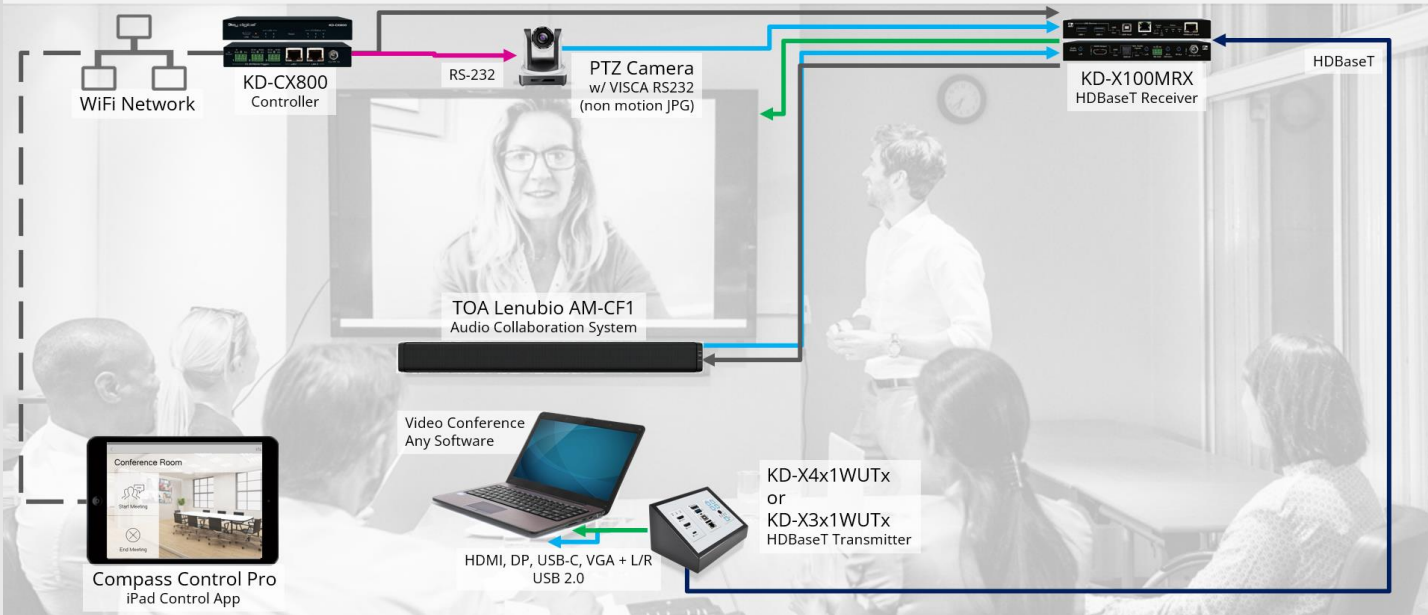
# Kit 3 / Best 1

## HDBaseT Consolidation & 100m Extension of Audio, Video, USB

Key digital

Integrated Audio, Video, and Control Solutions for Conference Spaces by

TOA



**Products shown:** TOA [Lenubio](#), VISCA RS-232 PTZ Camera, Key Digital [KD-X4x1WUTx](#) / [KD-X3x1WUTx](#), [KD-X100MRx](#), [KD-CX800](#), [KD-ProCL1](#)  
**System Delivery:** Connect laptop USB and AV to present and provide remote participants an HD 1080p professional auto-PTZ controlled view of the conference space while speaking with each other just as they would in normal conversation thanks to the integrated array mic and soundbar.

## Choose Kit





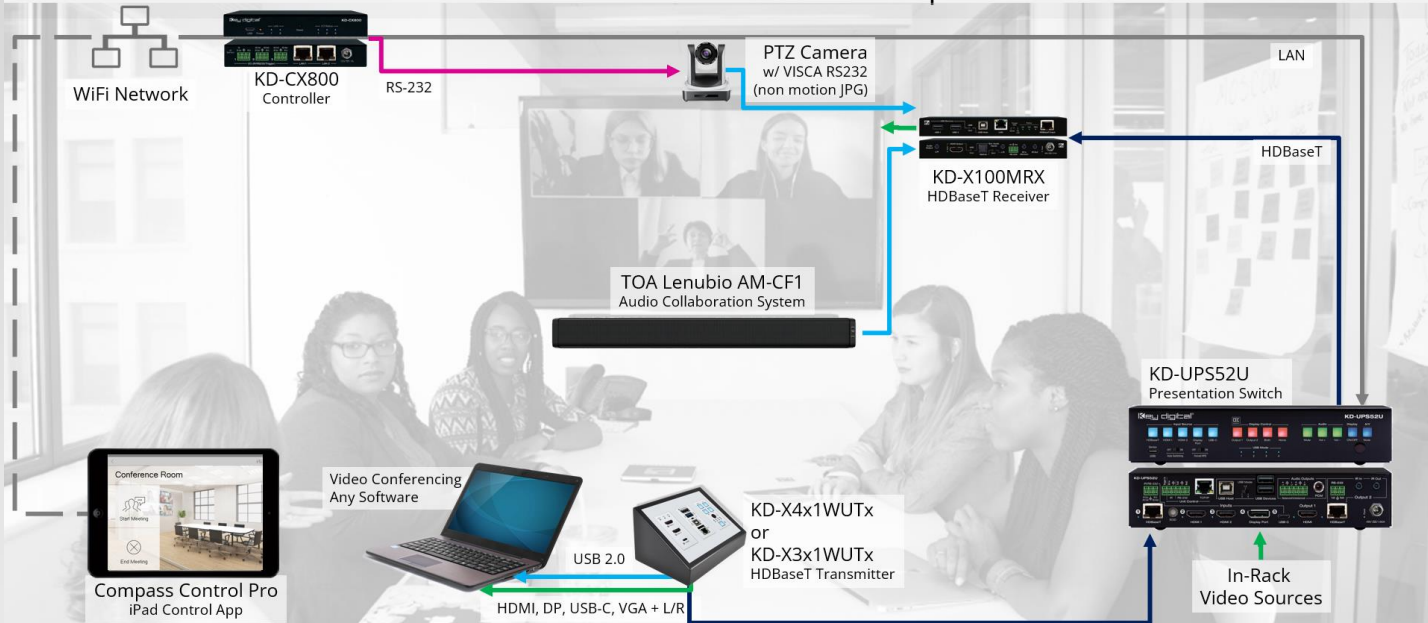
# Kit 4 / Best 2

## HDBaseT Consolidation & 100m Extension of Audio, Video, USB with in-rack connectivity

Key digital

Integrated Audio, Video, and Control Solutions for Conference Spaces

TOA



**Products shown:** TOA [Lenubio](#), VISCA RS-232 PTZ Camera, Key Digital [KD-X4x1WUTx](#), [KD-UPS52U](#), [KD-CamUSB](#), [KD-CX800](#), [KD-ProCL1](#)  
**System Delivery:** Connect laptop USB and AV to present and provide remote participants an HD 1080p professional auto-PTZ controlled view of the conference space while speaking with each other just as they would in normal conversation thanks to the integrated array mic and soundbar.

## Choose Kit





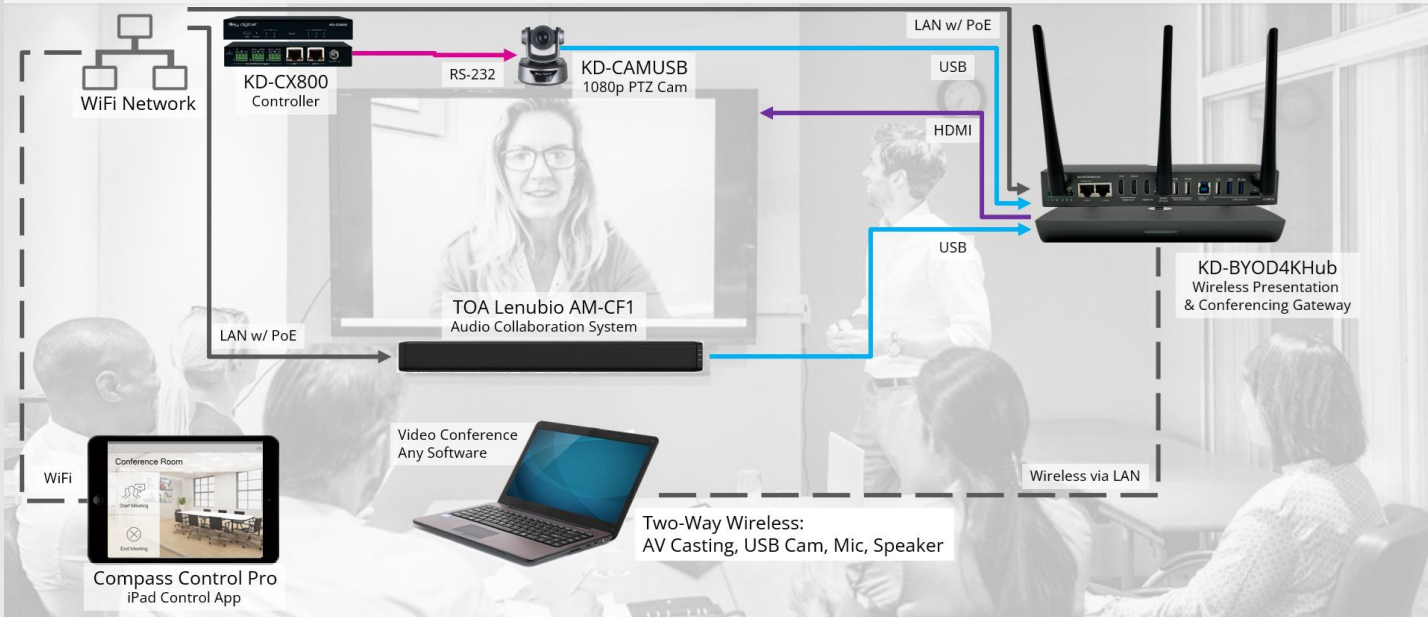
# Kit 5 / Wireless

## Wireless Consolidation & Casting of Audio, Video, USB Web Cam, Mic, Speaker

Key digital®

Integrated Audio, Video, and Control Solutions for Conference Spaces by

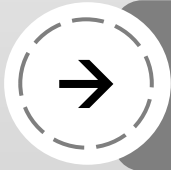
TOA



**Products shown:** TOA [Lenubio](#), Key Digital [KD-BYOD4KHub](#), [KD-CamUSB](#), [KD-CX800](#), [KD-ProCL1](#)  
**System Delivery:** Completely integrated wireless presentation and video conference room with professional auto-PTZ HD 1080p camera and mic array soundbar, and iPad touch-screen control system.

## Choose Kit





# Key Digital Products Purchase through Key Digital [www.keydigital.org/where-to-buy](http://www.keydigital.org/where-to-buy)

## Where to Buy



### North America Inquiries

**DeWayne Rains**

*Vice President of Sales*

- Phone: 914.667.9700 ext 251
- Mobile: 615.878.0127
- E-Mail: [dewayne@keydigital.com](mailto:dewayne@keydigital.com)

**Dwayne Husbands**

*VP of Global Sales Distribution*

- Phone: 914.667.9700 ext 253
- Mobile: 914.708.0814
- E-Mail: [dhusbands@keydigital.com](mailto:dhusbands@keydigital.com)

**Leon Tsinberg**

*Business Development Manager*

- Phone: 914.667.9700 ext 215
- Mobile: 646.228.0976
- E-Mail: [leon@keydigital.com](mailto:leon@keydigital.com)

### International Inquiries

#### Europe

**Key Digital Europe**

- 1177 Oslo, Norway
- Phone: +47 90 25 01 00
- Sales Inquiries: [sales@keydigitaleurope.eu](mailto:sales@keydigitaleurope.eu)
- Support: [support@keydigitaleurope.eu](mailto:support@keydigitaleurope.eu)

**Key Digital Europe - Warehousing**

- Key Digital Europe AS  
Gamle Drammensvei 107  
1363 HØVIK, Norway

#### Asia Pacific

**Abhinav Saxena**

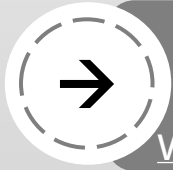
*Senior Director, APAC & ME*

- Phone: +91-9953-24-0867
- Fax: 914.668.8666
- E-Mail: [Abhinav.Saxena@keydigital.com](mailto:Abhinav.Saxena@keydigital.com)

# Place Your Order

2





# TOA Products Purchase through TOA USA [www.toaelectronics.com/sales-representatives](http://www.toaelectronics.com/sales-representatives)

## Sales Managers by Region

For information on purchasing TOA products, finding a local TOA dealer, or if you're interested in becoming a TOA dealer, click on your state below to find the nearest TOA Sales Representative.

For all other International (non-USA) contacts, please visit the [TOA Global website](#).

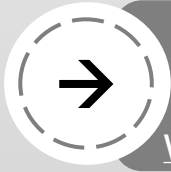


Alabama	Alaska	Arizona	Arkansas
California (North)	California (South)	Caribbean	Central America
Colorado	Connecticut	Delaware	District of Columbia
Florida	Georgia	Hawaii	Idaho (East)
Idaho (West)	Illinois (North)	Illinois (South)	Indiana
Iowa	Kansas	Kentucky	Louisiana
Maine	Maryland	Massachusetts	Mexico
Michigan	Minnesota	Mississippi	Missouri
Montana (East)	Montana (West)	Nebraska	Nevada (North)
Nevada (South)	New Hampshire	New Jersey (North)	New Jersey (South)
New Mexico	New York	North Carolina	North Dakota
Ohio	Oklahoma	Oregon	Pennsylvania (East)
Pennsylvania (West)	Puerto Rico	Rhode Island	South Carolina
South Dakota	Tennessee	Texas	Texas (El Paso)
Utah	Vermont	Virginia	Washington
West Virginia	Wisconsin (East)	Wisconsin (West)	Wyoming

---

## Place Your Order

2



TOA Products – Non U.S.  
Purchase through TOA  
[www.toaelectronics.com/global-offices](http://www.toaelectronics.com/global-offices)

## Global Offices

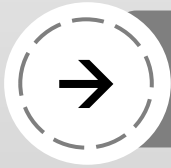


TOA Corporation / Japan
Overseas Network (Southeast Asia and Oceania)
Overseas Network (Southeast Asia and Oceania) Production
Overseas Network (East Asia)
Overseas Network (East Asia) Production
Overseas Network (Europe and Africa)
Overseas Network (South and North America)

---

Place Your Order





## VISCA RS232 Compatible PTZ Conferencing Camera

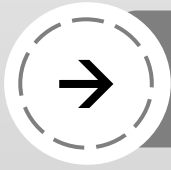


A. Install KD-CAMUSB or 3<sup>rd</sup> Party VISCA Controllable PTZ Camera and program presets according to manufacturer instructions.


---

### Install Hardware





## KD-CX800 Master Controller

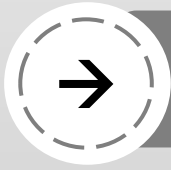


B. Install KD-CX800 and apply IP settings using [KDMS Pro](#). Connect RS-232 to control KD-CamUSB


---

## Install Hardware

3



## TOA Lenubio AM-CF1 Web Conferencing Audio System

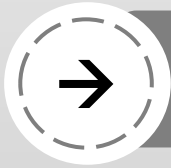


C. Install TOA Lenubio AM-CF1  
using web browser UI.  
Default IP: 192.168.14.1  
Username: amcf1  
Password: amcf1guest

---

Install Hardware





## iPad with Compass Control Pro App




D. Download Compass Control Pro app to any iPad/iPad mini model.  
[Generate ID](#) and [activate software license](#)

---

### Install Hardware





Option 1 (Recommended):  
Sub-contract Programmer  
<https://keydigital.org/compass/installers>



Compass Control Pro is easily programmed remotely, so you can work with our master-level programmers to ensure a fantastic experience for you and your customer.

---

Program System





Option 2:  
Program using Modular v2.0 method  
Requires training profile and C1, C1+ certification

## Compass Control® Pro Partner Modules

[LINK](#)



Compass Control® Pro integrates third party components from Compass Alliance™ Partners to create an entire plug and play system when combined with product from any of our partners. Combining the knowledge and expertise from the different partners has allowed Compass Control® Pro to develop into a complete turnkey control solution. We are continually working on integrating additional partner modules and developing additional bi-directional driver modules.

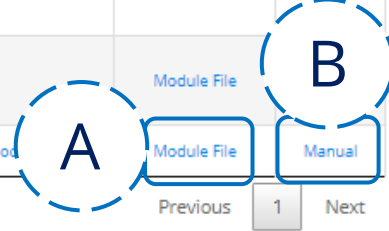
Please login as Key Digital Dealer to download module files. [DEALER LOGIN](#)

Show  entries

Search:

Partner	Model Number	Interface Screens	Module Video	Press Release	Marketing Flyer	Sharing Image	Module Download	Module Manual
TOA	DP-K1 and DP-SP3	UI Screens	Youtube Video	Press Release	Module Flyer	Social Image	Module File	Manual
TOA	M2 Series Router	UI Screens	Youtube Video				Module File	Manual
TOA	M2 Series Mixer	UI Screens	Youtube Video				Module File	Manual
TOA	Lenubio AM-CF1	UI Screens	Youtube Video		Module Flyer	Social Image	Module File	Manual

Showing 1 to 4 of 4 entries (filtered from 152 total entries)




- A. Download the module
- B. Study the module manual
- C. View programming example video

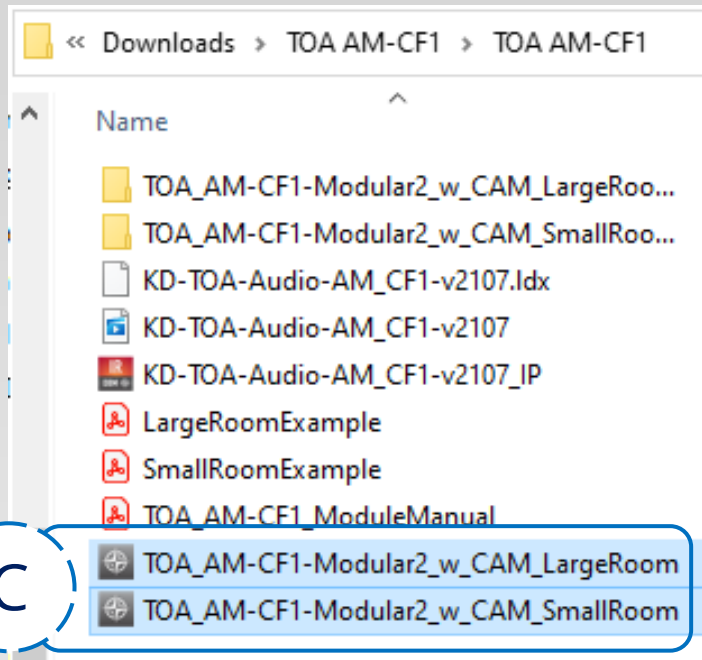
## Program System







Option 2:  
Program using Modular v2.0 method  
Requires training profile and C1, C1+ certification




C. Begin with pre-programmed template for Small (ex Huddle Space) or Large room (ex Conference Room) with KD-CAMUSB or VISCA Camera.

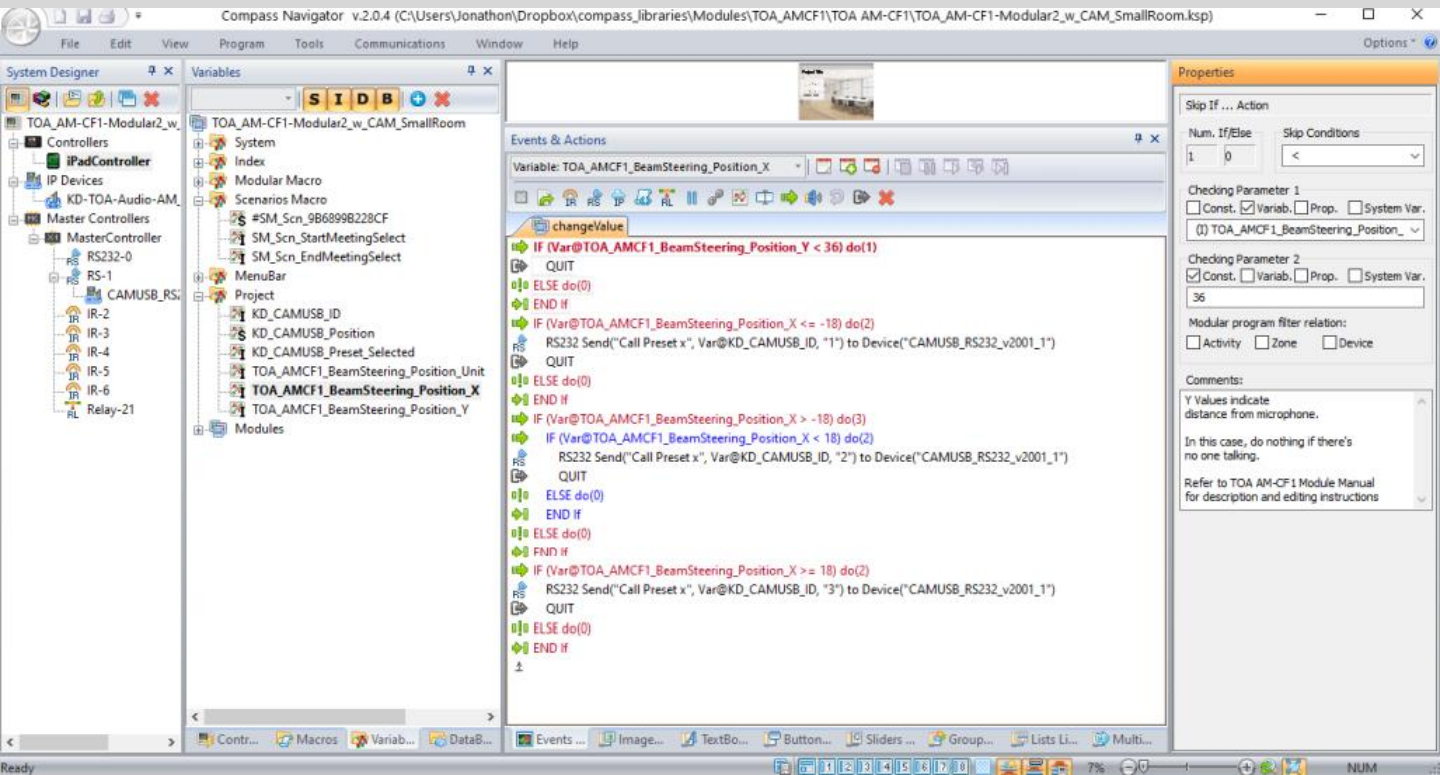
---

Program System






## Option 2: Program using Modular v2.0 method Requires training profile and C1, C1+ certification



- D. Update Beam steering status variables as instructed in module manual.
- E. (Optional) Program additional devices in your Conference Space

## Program System





Option 2:  
Program using Modular v2.0 method  
Requires training profile and C1, C1+ certification




F. Load Compass project to server,  
download to iPad, and control!

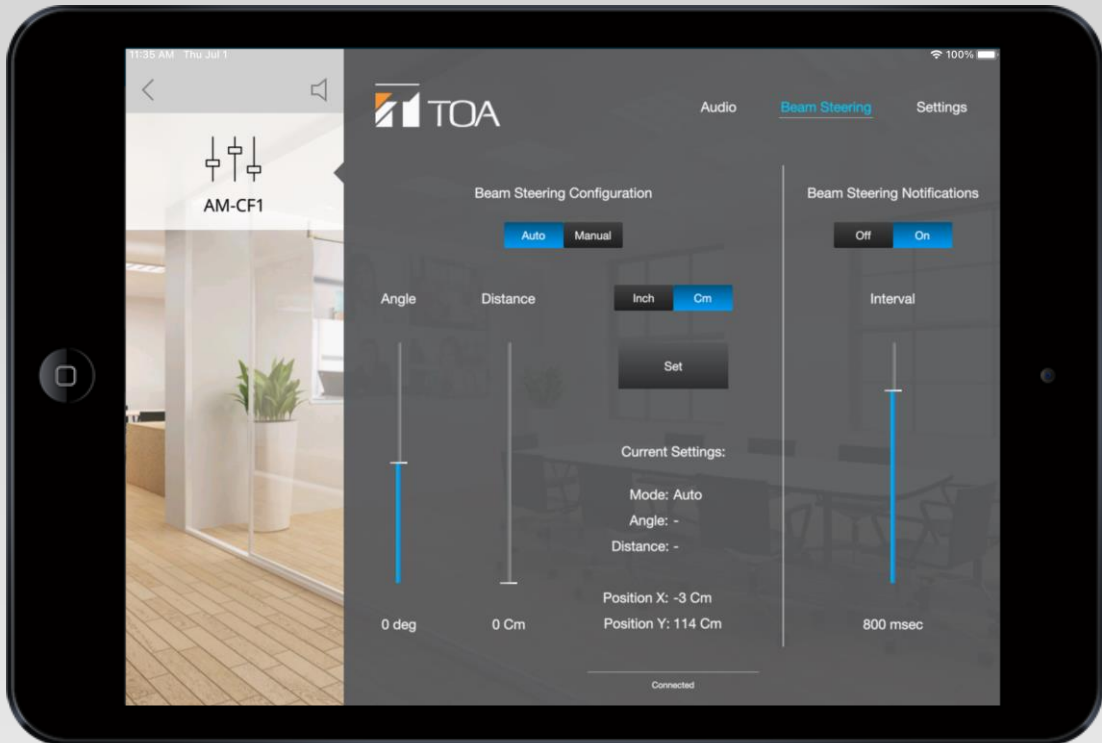
---

Program System





Option 2:  
Program using Modular v2.0 method  
Requires training profile and C1, C1+ certification



G. The Compass iPad must be powered on and in the Compass app to actively listen for beam steering status updates and control the KD-CamUSB

---

Program System



Key digital®

 TOA

## LeCAMbio

---

Integrated Conferencing System  
Speaker & Microphone Beam Steering  
with Auto PTZ Control  
Step-By-Step Guide